



District Report Card: 2017


State: Rajasthan	District: Banswara
Class: 5	Subject: Language
Schools: 61	Students: 911


Participation/Coverage


Students

<div>GENDER</div> <div></div>	Boys		Girls	
	Number	%	Number	%
	467	51.26	444	48.74

<div>AREA</div> <div></div>	Rural		Urban	
	Number	%	Number	%
	907	99.56	4	0.44

<div>CATEGORY</div> <div></div>	SC		ST		OBC		GEN	
	Number	%	Number	%	Number	%	Number	%
	42	4.61	827	90.78	39	4.28	3	0.33

<div>CWSN</div> <div></div>	LD	VI	HI	S&LD	ID	Oth
	0	3	0	0	2	3

<div>Management</div> <div></div>	Government		Government-aided	
	Number	%	Number	%
	911	100.00	0	0.00

Average Performance of Students in Language (%)

Overall	Gender		Area		Management		Social Group			
	Male	Female	Rural	Urban	Govt.	Aided	SC	ST	OBC	GEN
57.80	58.50	57.07	57.85	46.67	57.80	0.00	55.24	58.04	54.53	71.11

Performance on Learning Outcomes (LOs)

Learning Outcomes	Description	Average Performance(%)
L504	Reads and comprehends independently storybooks, news items/ headlines, advertisements etc.	55.61
L508	Reads text with comprehension, locates details and sequence of events	58.90

Range of Performance of Students who Answered Correctly							
Below 30%		30% - 50%		50% - 75%		Above 75%	
Number	%	Number	%	Number	%	Number	%
104	11.42	247	27.11	332	36.44	228	25.03

Lowest Performing Learning Outcomes (LOs)

- 1 - Reads and comprehends independently storybooks, news items/ headlines, advertisements etc. (55.61)
- 2 - Reads text with comprehension, locates details and sequence of events (58.90)